

MPC*1M414A

PRODUCT SPECIFICATIONS

14 SEER ELECTRIC/ELECTRIC
PACKAGED UNIT

REFRIGERANT SYSTEM

- Environmentally friendly R410A refrigerant
- Copper tubing with enhanced fin coils
- Internal service gauge ports
- Sleeved distributor tubes
- Antimicrobial Drain Pan
- High and Low Threaded pressure switches for system protection

CABINET CONSTRUCTION

- Rounded corners for safety and an attractive, clean appearance
- One piece base design for strength and stability
- Drain ports for condensate management and coil runoff
- Low profile, with compact footprint
- Insulation to minimize heat loss plus reduce sound
- Textured pre-painted steel cabinet finish
- Superior service access to components
- Louvered coil guard protection
- One piece “no leak” top design

BLOWER

- Insulated compartment to reduce sound
- Efficient constant torque motor for wide airflow range
- Slide out blower housing for easy service

INSTALLATION

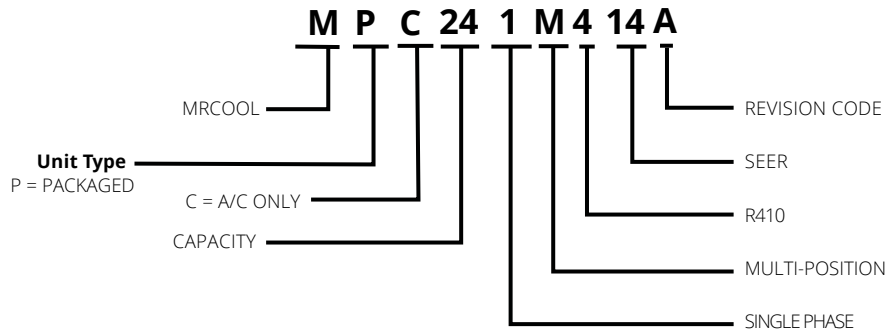
- Horizontal or down discharge capable
- Utility connections on “right side”
- Tabbed duct flanges for simple duct connections

WARRANTY

10 year limited parts and compressor warranty. See limited warranty document for details.



MODEL NUMBER GUIDE



ELECTRICAL AND PHYSICAL DATA

Model	Voltage	Phase	Hz	Min Volts @ 60 hz	MCA	Max Fuse/HACR Breaker	Compressor		Condenser Motor		Blower Motor		Refrig. Charge (oz.)	Weight (lbs.)
							RLA	LRA	RLA	HP	RLA	HP		
MPG24S054M414A	208-230	1	60	197	14.4	20	8.6	43.5	1.0	1/6	2.8	1/3	72	308
MPG30S054M414A					18.2	25	10.6	47			4.1	1/2	80	319
MPG36S090M414A					22.7	35	15.7	72.2			4.1	1/2	87	332
MPG42S090M414A					27.5	40	15.9	112.3	1.7	1/4	6	3/4	108	405
MPG48S108M414A					28.7	45	16.9	94			6	3/4	115	411
MPG60S108M414A					38.9	60	26.4	152.5			7.6	1	125	445

PERFORMANCE

Model	Cooling					Sound dBA
	Rated AHRI Capacity Btuh	SEER	EER	Rated Sensible Capacity Btuh	CFM	
MPC241M414A	22,600	14.0	11.0	17,400	800	77
MPC301M414A	28,400			21,900	1000	79
MPC361M414A	34,000			26,100	1200	78
MPC421M414A	40,000			30,800	1400	
MPC481M414A	45,500			35,000	1600	77
MPC601M414A	57,000			41,600	1800	78

*Certified in accordance with Unitary Air Conditioner Certification Program, which is based on AHRI Standard 210/240

BLOWER PERFORMANCE

MODEL	BLOWER TAP	CFM @ ext. Static Pressure in in. wc without filter, dry coil									
		0.1	0.2	0.3	0.4	0.5	0.6	0.7	0.8	0.9	1.0
MPC241M414A	TAP 1	610	560	525	485	430	0	0	0	0	0
	TAP 2	820	795	760	720	690	650	615	575	540	470
	TAP 3	950	920	880	850	820	800	760	720	680	625
MPC301M414A	TAP 1	850	820	780	745	710	680	630	590	550	515
	TAP 2	1040	1000	970	935	900	875	845	815	770	735
	TAP 3	1175	1145	1115	1080	1050	1015	990	945	900	860
MPC361M414A	TAP 1	850	800	750	700	645	600	550	480	435	0
	TAP 2	1245	1210	1175	1140	1100	1065	1025	975	920	845
	TAP 3	1400	1370	1335	1300	1265	1220	1180	1150	1060	875
MPC421M414A	TAP 1	800	720	640	550	475	390	310	0	0	0
	TAP 2	1470	1410	1360	1300	1260	1210	1155	1095	1000	940
	TAP 3	1700	1650	1610	1575	1540	1480	1430	1390	1340	1210
MPC481M414A	TAP 1	1145	1075	1000	930	850	790	740	670	570	490
	TAP 2	1675	1630	1600	1540	1490	1440	1390	1300	1230	1125
	TAP 3	1800	1770	1715	1690	1640	1610	1565	1500	1460	1380
MPC601M414A	TAP 1	1400	1320	1260	1200	1120	1060	980	900	N/A	N/A
	TAP 2	1920	1870	1820	1770	1720	1670	1450	1360	N/A	N/A
	TAP 3	2235	2195	2165	2130	2090	2060	2025	1985	1960	1940

COOLING PERFORMANCE - EXTENDED RATINGS

Outdoor Model	Indoor Temp DB/ WB °F	Outdoor Temperature - DB °F														
		65°			82° / 67 °			95° / 75 °			105° / 85 °			115° / 95°		
		Btuh	S/T	kW	Btuh	S/T	kW	Btuh	S/T	kW	Btuh	S/T	kW	Btuh	S/T	kW
MPC241M414A	85 / 72	30,600	0.65	1.33	27,700	0.68	1.65	24,700	0.70	1.88	23,100	0.72	2.06	22,500	0.75	2.26
	80 / 67	27,900	0.71	1.35	25,500	0.74	1.65	22,600	0.77	1.88	21,200	0.79	2.06	20,700	0.82	2.25
	75 / 63	26,000	0.74	1.36	23,800	0.77	1.65	21,000	0.79	1.87	20,700	0.82	2.05	19,300	0.84	2.23
	75 / 57	23,800	1	1.39	22,100	1	1.64	20,700	1	1.87	19,600	1	2.04	18,500	1.00	2.22
MPC301M414A	85 / 72	38,200	0.68	1.83	34,700	0.71	2.16	32,000	0.74	2.42	30,500	0.74	2.6	29,000	0.78	2.86
	80 / 67	35,200	0.75	1.76	32,300	0.78	2.11	28,400	0.75	2.34	28,100	0.84	2.57	25,100	0.8	2.74
	75 / 63	33,000	0.77	1.71	30,400	0.8	2.06	27,700	0.8	2.31	25,900	0.82	2.51	24,100	0.84	2.72
	75 / 57	29,900	1	1.66	28,300	1	2.01	26,600	1	2.29	25,200	1	2.49	23,700	1	2.7
MPC361M414A	85 / 72	45,800	0.68	2.09	41,700	0.72	2.49	37,600	0.73	2.82	35,400	0.74	3.1	32,400	0.75	3.39
	80 / 67	40,800	0.75	2.1	38,500	0.75	2.51	34,400	0.79	2.81	33,200	0.84	3.09	30,500	0.85	3.38
	75 / 63	38,100	0.76	2.11	36,000	0.77	2.51	32,300	0.81	2.80	30,500	0.84	3.08	28,400	0.87	3.37
	75 / 57	35,200	1	2.14	33,600	1	2.5	30,700	1	2.80	29,200	1	3.07	27,400	1	3.36
MPC421M414A	85 / 72	54,500	0.67	2.51	48,900	0.71	2.9	45,700	0.73	3.28	44,200	0.74	3.64	42,800	0.75	4.08
	80 / 67	50,100	0.74	2.52	45,100	0.78	2.91	40,000	0.77	3.28	38,400	0.79	3.64	35,700	0.8	4.05
	75 / 63	46,800	0.76	2.52	42,700	0.8	2.91	38,800	0.81	3.29	36,300	0.82	3.65	33,500	0.83	4.06
	75 / 57	42,500	1	2.53	39,700	1	2.93	37,100	1	3.3	35,100	1	3.66	33,100	1	4.07
MPC481M414A	85 / 72	59,400	0.69	2.78	53,900	0.72	3.29	49,700	0.72	3.6	47,100	0.75	4.09	43,600	0.75	4.48
	80 / 67	54,600	0.75	2.8	49,900	0.77	3.3	46,000	0.80	3.71	42,900	0.8	4.07	40,000	0.81	4.47
	75 / 63	50,700	0.76	2.82	46,700	0.79	3.3	43,300	0.82	3.7	40,400	0.82	4.06	38,100	0.86	4.47
	75 / 57	47,200	1	2.83	43,800	1	3.29	41,000	1	3.7	39,000	1	4.06	36,900	1	4.47
MPC601M414A	85 / 72	70,300	0.63	3.5	66,100	0.64	4.19	62,800	0.65	4.72	59,200	0.7	5.27	55,500	0.76	5.82
	80 / 67	65,700	0.69	3.47	61,000	0.71	4.08	57,400	0.73	4.69	54,300	0.78	5.24	51,200	0.83	5.78
	75 / 63	61,400	0.72	3.45	56,300	0.74	4.12	52,300	0.76	4.63	50,200	0.8	5.19	48,000	0.85	5.75
	75 / 57	54,500	1	3.42	50,100	1	4.09	50,100	1	4.09	46,700	1	5.17	45,900	1	5.73

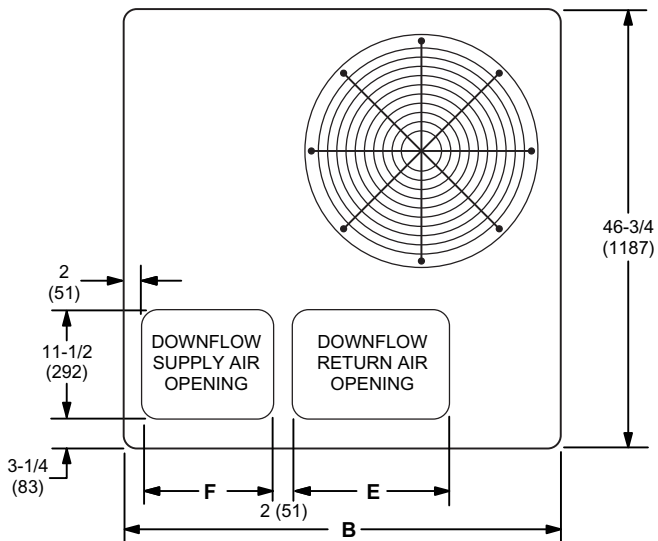
HEAT STRIP ELECTRICAL

Model Number	Heater Model	Unit Supply Voltage Single Phase	Heater kW	Min. Circuit Ampacity 1	Max. Fuse / HACR Brkr. 1	Min. Circuit Ampacity 2	Max. Fuse / HACR Brkr. 2	Min. Circuit Ampacity Single Point	Max. Fuse / HACR Brkr. Single Point	
MPC241M414A	MHK05P	240	5	29.5	30	-	-	43.4	45	
		208	3.8	26.1	25	-	-	40	45	
	MHK07P	240	7.5	42.6	45	-	-	56.5	60	
		208	5.6	37.4	40	-	-	51.3	60	
	MHK10P	240	10	55.6	55	-	-	69.5	70	
		208	7.5	48.6	50	-	-	62.5	70	
MPC301M414A	MHK05P	240	5	31.2	35	-	-	47.9	50	
		208	3.8	27.7	25	-	-	44.5	50	
	MHK07P	240	7.5	44.2	45	-	-	61	70	
		208	5.6	39	40	-	-	55.8	60	
	MHK10P	240	10	57.2	55	-	-	74	80	
		208	7.5	50.3	55	-	-	67	70	
	MHK15P	240	15	57.2	55	26	30	100	110	
		208	11.3	50.3	55	22.6	25	89.6	90	
MPC361M414A	MHK05P	240	5	31.2	30	-	-	49.5	50	
		208	3.8	27.7	25	-	-	46	50	
	MHK07P	240	7.5	44.2	45	-	-	62.5	70	
		208	5.6	39	40	-	-	57.3	60	
	MHK10P	240	10	57.2	55	-	-	75.5	80	
		208	7.5	50.3	55	-	-	68.6	70	
	MHK15P	240	15	57.2	55	26	30	101.5	110	
		208	11.3	50.3	50	22.6	25	91.1	100	
	MPC421M414A	MHK05P	240	5	33.5	35	-	-	53.8	60
			208	3.8	30.1	35	-	-	50.3	60
MHK07P		240	7.5	46.6	50	-	-	66.8	70	
		208	5.6	41.4	45	-	-	61.6	70	
MHK10P		240	10	59.6	55	-	-	79.9	80	
		208	7.5	52.6	55	-	-	72.9	80	
MHK15P		240	15	59.6	55	26	30	105.9	110	
		208	11.3	52.6	55	22.6	25	95.5	100	
MHK20P		240	20	59.6	55	52.1	60	131.9	150	
		208	15	52.6	60	45.1	50	118	125	
MPC481M414A	MHK05P	240	5	33.5	35	-	-	54.8	60	
		208	3.8	30.1	35	-	-	51.3	60	
	MHK07P	240	7.5	46.6	50	-	-	67.8	70	
		208	5.6	41.4	45	-	-	62.6	70	
	MHK10P	240	10	59.6	60	-	-	80.8	90	
		208	7.5	52.6	55	-	-	73.9	80	
	MHK15P	240	15	59.6	60	26	30	106.9	110	
		208	11.3	52.6	55	22.6	25	96.4	100	
	MHK20P	240	20	59.6	55	52.1	60	132.9	150	
		208	15	52.6	60	45.1	50	119	125	

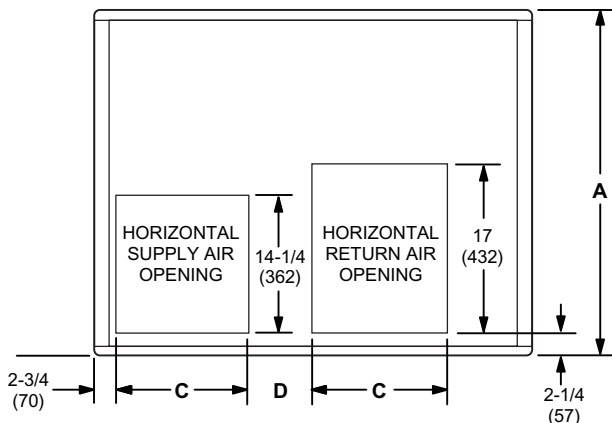
MODEL NO.	HEATER MODEL	Unit Supply Voltage Single Phase	Heater kW	Min. Circuit Ampacity 1	Max. Fuse / HACR Brkr. 1	Min. Circuit Ampacity 2	Max. Fuse / HACR Brkr. 2	Min. Circuit Ampacity Single Point	Max. Fuse / HACR Brkr. Single Point
MPC601M414A	MHK05P	240	5	35.5	40	-	-	64.9	70
		208	3.8	32.1	35	-	-	61.5	65
	MHK07P	240	7.5	48.6	50	-	-	78.8	90
		208	5.6	43.4	45	-	-	73.6	80
	MHK10P	240	10	35.5	40	26	30	91.8	100
		208	7.5	54.6	60	-	-	84.8	90
	MHK15P	240	15	52.1	55	35.5	40	117.8	125
		208	11.3	54.6	55	22.6	25	107.4	110
	MHK20P	240	20	61.6	60	52.1	60	143.9	150
		208	15	54.6	60	45.1	50	130	150

DIMENSIONS (IN.)

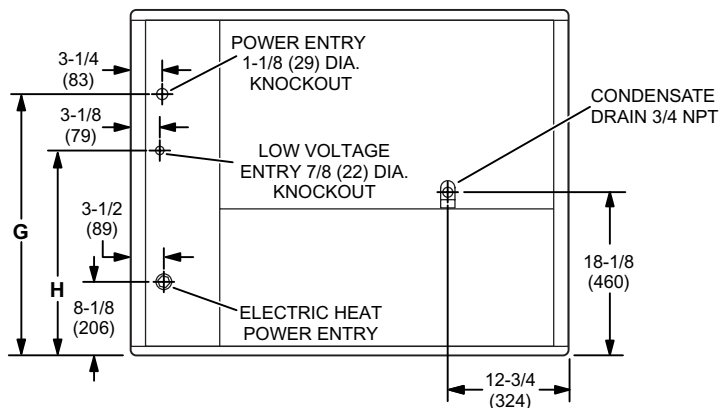
Model	A		B		C		D		E		F		G		H	
	in.	mm	in.	mm	in.	mm	in.	mm	in.	mm	in.	mm	in.	mm	in.	mm
MPC241M414A	36-7/8	937	46-3/4	1187	13-3/8	340	5-7/8	149	16-3/4	425	14	356	30-1/8	762	25-1/2	648
MPC301M414A																
MPC361M414A																
MPC421M414A	40-7/8	1038	55-1/4	1403	18-1/8	467	4-5/8	117	19-3/4	502	19-1/2	495	34-1/8	864	29-1/2	749
MPC481M414A																
MPC601M414A																



TOP VIEW

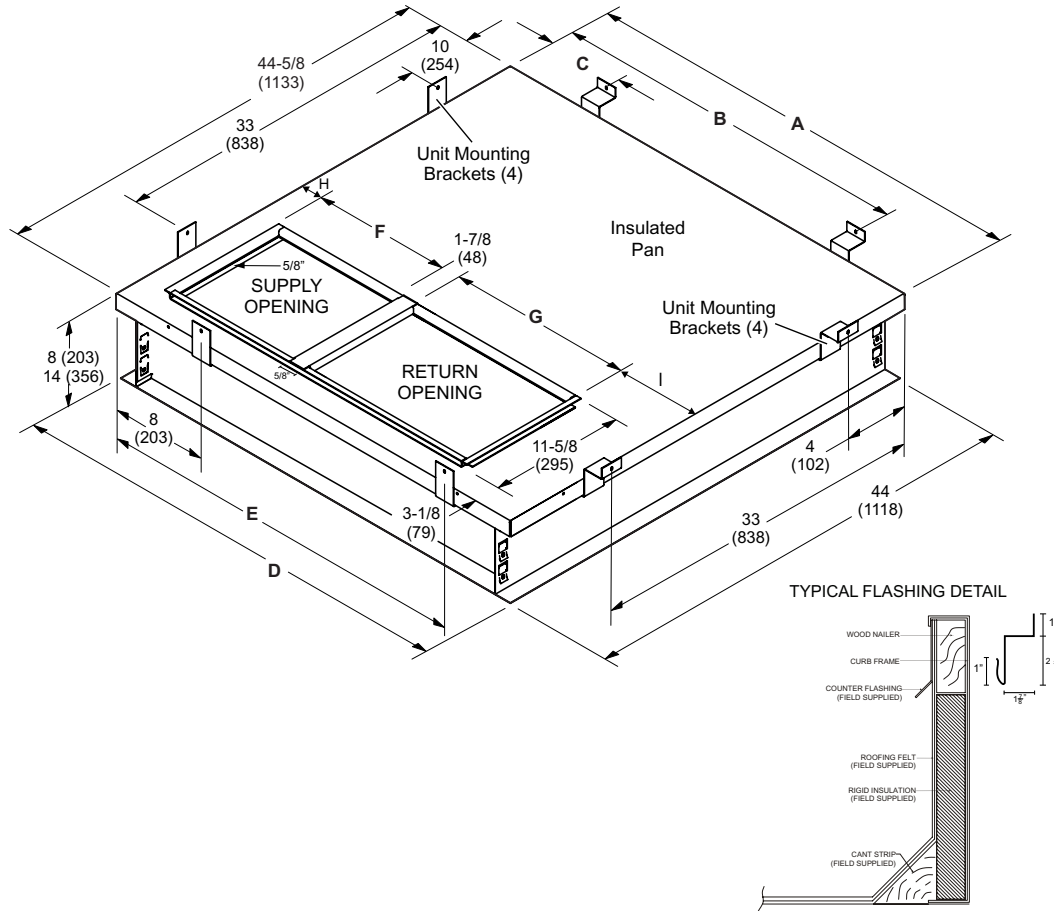


BACK VIEW



RIGHT SIDE VIEW

ROOF CURB DIMENSIONS



Usage	A		B		C		D		E	
	in.	mm	in.	mm	in.	mm	in.	mm	in.	mm
24, 36	44-5/8	1133	43	1092	18	457	44	1118	37	940
48, 60	53-1/8	1349	51	1295	24	610	52-1/2	1334	41	1041
Usage	F		G							
	in.	mm	in.	mm						
24, 36	14	356	16-3/4	425						
48, 60	19-1/2	495	19-3/4	502						