




Indoor Comfort Products from the Manufactured Home Experts

MG2R 95% Downflow MH Gas Furnaces

R-454B READY



MG2R*A
DOWNFLOW ✓
Front Return
No Coil Box

MG2R*F*C
DOWNFLOW ✓
Front Return With
27 1/4" H Coil Box

UNIQUE MANUFACTURED HOUSING DESIGN

With a robust, 19 7/8"W, fully-insulated cabinet to fit the traditional MH footprint; the premiere high-efficiency, HUD-compliant, gas furnace.

AC-READY 4-TON ECM BLOWER

With 5-speed taps, with/without a factory-installed 27 1/4"H coil box; where MG2R*A allows for a field-installed 20"H or 26"H coil box to suit your capacity, height-limit, or stocking needs.

QUICK LP CONVERSION

With an easy-access gas valve regulator and manifold, using the factory-provided LP orifices included in the unit-literature kit.

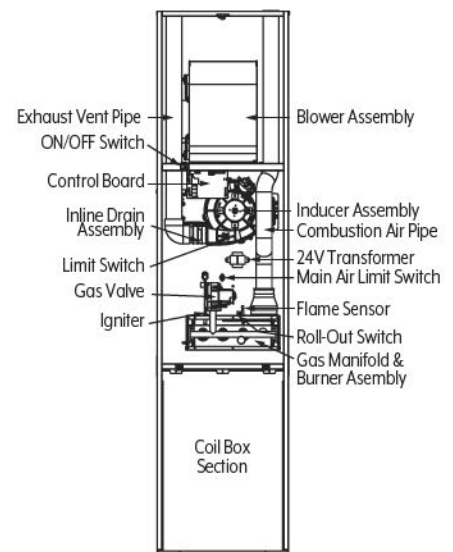
CATEGORY IV VENTING APPROVAL

Allows for vertical or horizontal direct venting using an approved non-metallic two-pipe system, or a concentric termination kit for application flexibility.

DEPENDABLE WARRANTY AND SUPPORT

Handled directly by Style Crest's dedicated HVAC Team, offering the most competitive warranty coverage and service in the Manufactured Housing Industry.

ACCESSORIES ALSO AVAILABLE



This furnace does not meet the SCAQMD Rule 1111 NOx emission limit (14 ng/l), and is subject to a mitigation fee of up to \$450. This furnace is not eligible for the Clean Air Furnace Rebate Program: www.CleanAirFurnaceRebate.com.



MG2R 95% Downflow MH Gas Furnaces

R-454B READY

GAS FURNACE MODELS

Item #	Model	AHRI Cert. #	Coil Box, Air Return	Input	Heating Capacity	Ship Dimensions	Ship Wt.	Orifice ²		
								NG	LP	QTY
101100050	MG2R-B045FIAAMI	216031621	None, Front ¹	45 MBH	43 MBH	26 1/2"D x 21 5/16"W x 58 1/8"H	150 lbs	49	57	3
101100051	MG2R-B045FIACMI	216031621	27 1/4"H, Front	45 MBH	43 MBH	26 1/2"D x 21 5/16"W x 78 1/8"H	170 lbs	49	57	3
101100054	MG2R-B060FIAAMI	216031622	None, Front ¹	60 MBH	57 MBH	26 1/2"D x 21 5/16"W x 58 1/8"H	150 lbs	45	55	3
101100055	MG2R-B060FIACMI	216031622	27 1/4"H, Front	60 MBH	57 MBH	26 1/2"D x 21 5/16"W x 78 1/8"H	170 lbs	45	55	3
101100058	MG2R-B072FIAAMI	216031623	None, Front ¹	72 MBH	68 MBH	26 1/2"D x 21 5/16"W x 58 1/8"H	155 lbs	47	56	4
101100059	MG2R-B072FIACMI	216031623	27 1/4"H, Front	72 MBH	68 MBH	26 1/2"D x 21 5/16"W x 78 1/8"H	175 lbs	47	56	4
101100053 ³	MG2R-B045TIACMI	216031624	27 1/4"H, Top	45 MBH	43 MBH	26 1/2"D x 21 5/16"W x 78 1/8"H	170 lbs	49	57	3
101100057 ³	MG2R-B060TIACMI	216031625	27 1/4"H, Top	60 MBH	57 MBH	26 1/2"D x 21 5/16"W x 78 1/8"H	170 lbs	45	55	3
101100061 ³	MG2R-B072TIACMI	216031626	27 1/4"H, Top	72 MBH	68 MBH	26 1/2"D x 21 5/16"W x 78 1/8"H	175 lbs	47	56	4

- 1) If adding a central air split system, you must also order a separate field-installed coil box, listed in the Application Accessories table below.
 2) Orifice will vary with altitude; consult the unit installation instructions for correct orifice selection for your application and altitude.
 3) These items are available as drop-ship only (not stocked), where a non-cancellable order minimum and longer lead-time may apply.

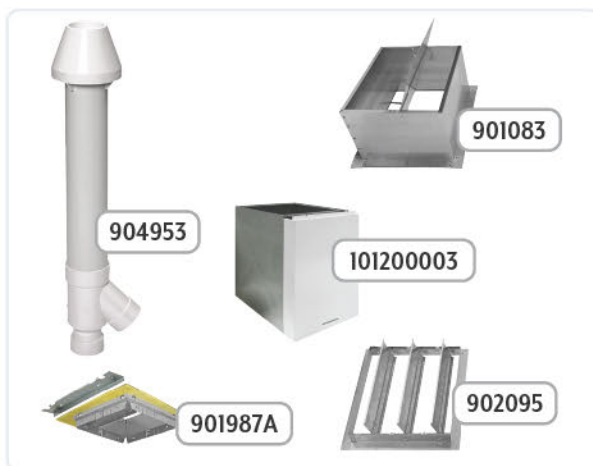
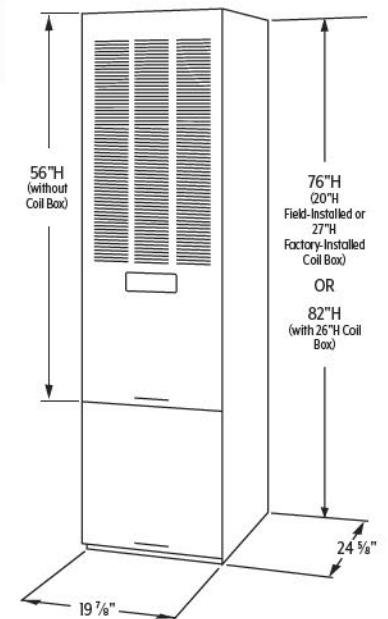
APPLICATION ACCESSORIES

Item #	Item Description
101200002	Coil Box, 20"H, Field-Installed, Central Air
101200003	Coil Box, 26"H, Field-Installed, Central Air
901083	Backflow Damper, 1-Blade, Empty Box, PkgAC
902095	Backflow Damper, 3-Blade, LowProfile, PkgAC
904953	3"Ø Pipe, Concentric Vent Term. Kit, US/CA
904952	2"Ø Pipe, Concentric Vent Term. Kit, US/CA
904106	2-Pipe, Vent Transition Kit (Roof Jack opening)
901987A	Duct Connector, 11 1/4" x 13 1/2" x 7/8"H, EA (12/Ctn)
901988A	Duct Connector, 11 1/4" x 13 1/2" x 2"H, EA (12/Ctn)
901989A	Duct Connector, 11 1/4" x 13 1/2" x 4 1/4"H, EA (6/Ctn)
901990A	Duct Connector, 11 1/4" x 13 1/2" x 6 1/4"H, EA (6/Ctn)
901991A	Duct Connector, 11 1/4" x 13 1/2" x 8 1/4"H, EA (4/Ctn)
901992A	Duct Connector, 11 1/4" x 13 1/2" x 10 1/4"H, EA (3/Ctn)
901993A	Duct Connector, 11 1/4" x 13 1/2" x 12 1/4"H, EA (3/Ctn)

DIRECT VENT, DUAL-PIPE SPECIFICATIONS

Accepted Pipe Material	ANSI/ASTM Standard
Schedule 40PVC	D1785
PVC-DWV	D2665
SDR-21 & SDR-26	D2241
ABS-DWV	D2661
Schedule 40ABS	F628

Max Equivalent Pipe Length	
3"Ø In/Outlet	2"Ø In/Outlet
60 ft	30 ft



VENTING NOTES:

- Above table applies from sea level to 2,000 ft. For higher elevations, decrease vent pipe lengths by 8% per 1,000 ft of additional altitude.
- Subtract 3.5 ft for each additional 3"-90° elbow.
- Subtract 2.5 ft for each additional 2"-90° elbow.
- Two, 45° elbows are equivalent to one, 90° elbow.
- One, short-radius elbow is equivalent to two, long-radius elbows.
- Do not include termination elbows in vent length calculation.
- Only listed pipe materials are approved for use with MG2R furnaces.